

Engelsk grammatik for begyndere. Grundregler for navneord, tillægsord og udsagnsord.

Meningen med disse sider, som du kan printe ud og bruge, er at slå nogle ganske få regler fast. Engelsk grammatik har, nøjagtig som den danske, så mange undtagelser, at reglerne nemt drukner. Et godt fundament for det videre arbejde med grammatikken er, at man kender grundreglerne. Her beskæftiger vi os kun med 3 ordklasser: Navneord, udsagnsord og tillægsord. Øvelserne er ganske simple. Henvisningerne er til det videre arbejde.

Navneord

På engelsk laver du flertal ved at sætte s efter navneordet.

Eksempler:

One boy	→	two boys
One horse		two horses
One duck		two ducks
One door		two doors
One table		two tables
One brother		two brothers
One sister		two sisters

Nu er det din tur – lav ental om til flertal:

One chair two _____



One picture two _____



One pillow two _____



One bed two _____



One spoon two _____



Og omvendt – lav flertal om til ental:

Two cups one _____



Two forks one _____



Two plates one _____



Two castles one _____



Two hats one _____



Navneord


Øvelse 1


Her er en lille historie om en pige. Fyld linjerne ud med det ord, der står i parentes.


Husk, at der skal **s** på, hvis der er mere end en.


On a warm day Mary wanted to go out into the (garden) _____.

She put on her lovely red (sock)  _____ and her favourite pink


(shoe)  _____. Oh no, they were too dirty.

Instead she took the old, brown (sandal)  _____. She put two


(apple)  _____ in the right (pocket) _____ of her

(jacket)  _____. Now she was ready.

The (garden) _____ was nice. There were two old


(tree) , many red (flower) _____, some

yellow (flower) _____ and one green (flower) _____.

NO NO. Have you ever seen green (flower)  _____?



Mary sat down on the grass and looked at all the (animal) _____.

Her two (cat) _____ were playing, her little (dog) _____ was

sleeping, many (bird)  _____ were in the biggest (tree) _____.


Suddenly a big, fat (frog)  _____ came to her and said – yes, it could

speak - : "I am so sad. All the (girl) _____ I see try to kiss me. But I am

not a (prince)  _____. I am just a hungry (frog)  _____.

Will you please give me food?"





Mary was surprised. She was a kind (girl) _____, so she would help the poor (frog)  _____.

She looked in her left (pocket) _____ . Nothing.

Fortunately she had two (pocket) _____.

From the right (pocket) _____ she took two (apple)  _____.

She gave one to the (frog)  _____ . "Thank you", it said. What about the other (apple)  _____ ?

Mary took a (bite) _____. There was a (worm) _____. **ARRG!**



Øvelse 2

Se på drengen. Hvor mange af de forskellige legemsdele har han? En, to eller ti legemsdele? Hvis du ikke kan se tingene, kan du bare se på dig selv!

Lav sætninger sådan her: Eye: He has two eyes

Ear: _____

Finger: _____

Toe: _____


Nose: _____

Cheek: _____

Arm: _____

Leg: _____

Head: _____



Udsagnsord

Det danske udsagnsord "er" hedder altid det samme.
Sådan er det ikke på engelsk. Her hedder det "**is**" i ental og "**are**" i flertal.

Eksempler:

Peter **is** a boy.

Kate and Ann **are** girls.

A bird **is** an animal.

Birds and cats **are** animals.

Nu er det din tur. Skriv **is** eller **are** på linjerne. Læg mærke til, om det er ental eller flertal:

In the town there _____ many people. Some _____ adults and some _____ children. George _____ one of them. He _____ ten years old. If you come to the town you can easily find him. He _____ very tall and thin. His hair _____ black, his eyes _____ brown and his coat _____ yellow like a lemon! His best friend _____ Harry. They _____ always together. They like to go to the square and look at the busy life. Today there _____ a market. You can buy all kinds of clothes. There _____ trousers and skirts in all colours. There _____ also a funny little hat. The boys look in their pockets.

There _____ some coins. But the hat _____ expensive, so the coins _____ still in the pockets!

Udsagnsord i datid

På engelsk laver du datid ved at sætte **ed** efter udsagnsordet.

Eksempler:

Today I listen. Yesterday I listened**ed**.

Today I play. Yesterday I played**ed**.

Skriv følgende udsagnsord i datid:

Talk - _____ Watch - _____

Laugh - _____ Look - _____

Cough - _____ Jump - _____

Øvelse 1

Her er nogle sætninger i nutid. Dem skal du lave om til datid. Brug ordene i ():

People (walk) _____ in the park.

We always (wait) _____ for the bus.

I (climb) _____ the mountain.

My parents (wash) _____ the car every Saturday.

They (point) _____ at the big plane in the sky .

Øvelse 2

Nu skal du lave datid om til nutid. Brug ordene I ():

The babies (crawled) _____ on the floor.

I (cooked) _____ a good meal.

I (pulled) _____ the door open.

We (pushed) _____ the swing.

I (painted) _____ a beautiful picture.

Tillægsord

På engelsk hedder tillægsordet det samme, lige meget om det er ental eller flertal.

Eksempler på dansk:

En **kold** is – et **koldt** bad – ti **kolde** fingre.

Eksempler på engelsk:

A **cold** ice-cream – a **cold** bath – ten **cold** fingers.

Når du **gradbøjer** tillægsord på engelsk, skal du sætte **er** efter ordet i 2.grad og **est** i 3.grad

Eksempler på dansk:

Kold – kold**ere** – kold**est**.

Eksempler på engelsk:

Cold – cold**er** – cold**est**.

Nu skal du gradbøje tillægsord i 2. og 3. grad:

Clean - _____ - _____

New - _____ - _____

Dark - _____ - _____

Soft - _____ - _____

Light - _____ - _____

I de følgende sætninger skal du skrive tillægsordene med den rigtige endelse på linjerne:

You are slow – a cow is _____ - a snail is _____

A melon is small - a banana is _____ - a cherry is _____

A kilometre is short - a metre is _____ - a centimetre is _____

PAS PÅ: Nu kan rækkefølgen være anderledes:

The flower is high – the bush is _____ - the tree is _____

A ten year old is young – a baby is _____ a five year old . _____

I am old – my grandmother is _____ my mother is _____

A bike is fast – a car is _____ - a plane is _____

My nose is long - my arm is _____ - my finger is _____

Til det videre arbejde med grammatik:

Hvis grammatikken skal indgå som en integreret del af undervisningen, kan det varmt anbefales at vælge et engelsk grundbogssystem, som bruges over hele verden.






Se en dansk introduktion af forskellige systemer på English Centers hjemmeside under "På dansk" i menuen til venstre.

Hvis man ønsker at arbejde med grammatik som et selvstændigt område, er der utallige muligheder. Herunder nævnes nogle:



Oxford University Press: Grammar one, Grammar two, Grammar three.



Cambridge University Press: Grammar Works 1, 2, 3.



Pearson Longman: New Grammar Time 1, 2, 3, 4 og 5



Desuden findes der mange sider med grammatik i kopimapper til fri kopiering:

Cambridge University Press:



Primary Grammar Box



Games for Grammar Practice

Pearson Longman:



Grammar 1 Games and Activities




Grammar 2 Games and Activities

Scholastic:



Grammar Activities



50 Mixed-Ability Grammar Lessons



Visual Grammar

På English Centers hjemmeside kan du finde mange flere.